







Term 3 Directory – Year 1

This directory is provided to support online learning in the event of children being unable to come to school to access learning (during self-isolation, bubble closure, local or national lockdown). The links contained will take you to online content that matches the learning in school during the relevant week.

Generic online learning	Children will also need to access these sites to support their learning: Mathletics, Phonics Play and Accelerated Reader.					
Key Question	Who lives here?					
Subject/ weeks	Week 1 Week beginning - 2/1/23	Week 2 Week beginning – 9/1/23	Week 3 Week beginning – 16/1/23	Week 4 Week beginning – 23/1/23	Week 5 Week beginning – 30/1/23	Week 6 Week beginning – 6/2/23
English Reading/ Writing	<p>Watch the story, draw and describe (using adjectives) one of the characters. Give your character a name.</p> <p>Story: https://www.youtube.com/watch?v=qPW9VUm299I</p> <p>Adjectives: https://www.youtube.com/watch?v=QxoDGIPUmyU</p> <p>Proper nouns: https://www.youtube.com/watch?v=8WY4hhpJVDk</p>	<p>Pretend you are one of the little wolves. Think how are you feeling? Write the informal letter to the Mum Wolf.</p> <p>Story: https://www.youtube.com/watch?v=qPW9VUm299I</p> <p>Informal letter: https://www.youtube.com/watch?v=y2d-OdlimgY</p>	<p>Write a list of the things you need to build a strong house. Draw and label your house.</p> <p>Story: https://www.youtube.com/watch?v=qPW9VUm299I</p>	<p>Make a comparison between the 3 houses. Write 3 sentences saying which house is strong, stronger and strongest.</p> <p>Story: https://www.youtube.com/watch?v=qPW9VUm299I</p> <p>er, est https://www.youtube.com/watch?v=iiAwlHD4SE4</p>	<p>The big bad pig was not big and bad! What made him like that? What would you want to ask him, if you would meet him? Write three questions.</p> <p>Story: https://www.youtube.com/watch?v=qPW9VUm299I</p> <p>Questions: https://www.youtube.com/watch?v=Ecdm0A71fpA</p>	<p>Read\ watch the both stories, compare them and rewrite your own version of a traditional story. Use story language, lots of adjectives to make your writing interesting and the correct punctuation.</p> <p>Story: https://www.youtube.com/watch?v=qPW9VUm299I</p> <p>Story: https://www.youtube.com/watch?v=jpEBv1GFte4</p>
Phonics	<p>Phase 4 and blending skills https://www.youtube.com/watch?v=gJhNxURKtIo&list=PLuGr6z2H2KNHY2HITC9jV0a65ED0aD2Ry&index=35</p> <p>Phase 4 and blending skills https://www.youtube.com/watch?v=AAIs6YzFTYM&list=PLuGr6z2H2KNHY2HITC9jV0a65ED0aD2Ry&index=34</p>	<p>Phase 4 and blending skills https://www.youtube.com/watch?v=OO49S-qXQxE&list=PLuGr6z2H2KNHY2HITC9jV0a65ED0aD2Ry&index=33</p> <p>Phase 4 and blending skills https://www.youtube.com/watch?v=KtORLbwPB8U&list=PLuGr6z2H2KNHY2HITC9jV0a65ED0aD2Ry&index=32</p>	<p>Phase 4 and blending skills https://www.youtube.com/watch?v=xNCZQjTqJhU&list=PLuGr6z2H2KNHY2HITC9jV0a65ED0aD2Ry&index=31</p> <p>Phase 4 and blending skills https://www.youtube.com/watch?v=lpjSSJ6VKE&list=PLuGr6z2H2KNHY2HITC9jV0a65ED0aD2Ry&index=30</p>	<p>Phase 4 review https://www.youtube.com/watch?v=dFqFWbIV-vo&list=PLuGr6z2H2KNHY2HITC9jV0a65ED0aD2Ry&index=29</p> <p>Phase 4 review https://www.youtube.com/watch?v=ZMutqsE7Fqc&list=PLuGr6z2H2KNHY2HITC9jV0a65ED0aD2Ry&index=28</p>	<p>Reviewing the week https://www.youtube.com/watch?v=svf8TwVEO-Y&list=PLuGr6z2H2KNHY2HITC9jV0a65ED0aD2Ry&index=27</p> <p>'ay' sound https://www.youtube.com/watch?v=6AiVFK9SMj0&list=PLuGr6z2H2KNHY2HITC9jV0a65ED0aD2Ry&index=26</p>	<p>'ou' sound https://www.youtube.com/watch?v=mvK38n-p508&list=PLuGr6z2H2KNHY2HITC9jV0a65ED0aD2Ry&index=25</p> <p>'oy' sounds https://www.youtube.com/watch?v=633f0rHkFg&list=PLuGr6z2H2KNHY2HITC9jV0a65ED0aD2Ry&index=24</p>

<p style="text-align: center;">Maths</p>	<p>Li: To add by counting on within 20. Please press on the link bellow then choose Year 1 after choose the Term-Spring and finally press on the corresponding lesson. The title of the lesson is in the learning intention.</p> <p>https://whiterosemaths.com/homelearning/year-1/</p> <p>Activity: Watch the video and complete the activity on the video representing your work on part- whole models and using ten-frames or number line.</p> <p>Li: To find and make number bonds to 20. Please press on the link bellow then choose Year 1 after choose the Term-Spring and finally press on the corresponding lesson. The title of the lesson is in the learning intention.</p> <p>https://whiterosemaths.com/homelearning/year-1/</p> <p><u>Activity:</u> <u>Please write the number bonds to 20.</u></p>	<p>Li: To add by making 10. Please press on the link bellow then choose Year 1 after choose the Term-Spring and finally press on the corresponding lesson. The title of the lesson is in the learning intention.</p> <p>https://whiterosemaths.com/homelearning/year-1/</p> <p>Activity: Watch the video and complete the activity on the video representing your work on part- whole models and using ten-frames or number line.</p> <p>Li: To subtract by crossing the 10. Please press on the link bellow then choose Year 1 after choose the Term-Spring and finally press on the corresponding lesson. The title of the lesson is in the learning intention.</p> <p>https://whiterosemaths.com/homelearning/year-1/</p> <p>Activity: Watch the video and complete the activity on the video representing your work on part- whole</p>	<p>Li: To subtract by crossing the 10. Please press on the link bellow then choose Year 1 after choose the Term-Spring and finally press on the corresponding lesson. The title of the lesson is in the learning intention.</p> <p>https://whiterosemaths.com/homelearning/year-1/</p> <p>Activity: Watch the video and complete the activity on the video representing your work on part- whole models and using ten-frames or number line.</p> <p>Li: To identify relating facts and compare number sentences. Please press on the link bellow then choose Year 1 after choose the Term-Spring and finally press on the corresponding lesson. The title of the lesson is in the learning intention.</p> <p>https://whiterosemaths.com/homelearning/year-1/</p> <p>Activity: Watch the video and complete the activity on</p>	<p>Li: To count to 50. Please press on the link bellow then choose Year 1 after choose the Term-Spring and finally press on the corresponding lesson. The title of the lesson is in the learning intention.</p> <p>https://whiterosemaths.com/homelearning/year-1/</p> <p>Activity: Please complete the worksheet below:</p> <p>Li: To identify tens and ones. Please press on the link bellow then choose Year 1 after choose the Term-Spring and finally press on the corresponding lesson. The title of the lesson is in the learning intention.</p> <p>https://whiterosemaths.com/homelearning/year-1/</p> <p>Activity: Watch the video and complete the activity on the video representing your work on part- whole models and using ten-frames or number line.</p>	<p>Li: To identify one more and one less. Please press on the link bellow then choose Year 1 after choose the Term-Spring and finally press on the corresponding lesson. The title of the lesson is in the learning intention.</p> <p>https://whiterosemaths.com/homelearning/year-1/</p> <p>Activity: Please complete the worksheet below:</p> <p>Li: To compare objects within 50. Please press on the link bellow then choose Year 1 after choose the Term-Spring and finally press on the corresponding lesson. The title of the lesson is in the learning intention.</p> <p>https://whiterosemaths.com/homelearning/year-1/</p> <p>Activity: Watch the video and complete the activity on the video representing your work on part- whole models and using ten-frames or number line.</p>	<p>Li: To count in 2's. Please press on the link bellow then choose Year 1 after choose the Term-Spring and finally press on the corresponding lesson. The title of the lesson is in the learning intention.</p> <p>https://whiterosemaths.com/homelearning/year-1/</p> <p><u>Activity:</u> <u>Please complete the worksheet below:</u></p> <p>Li: To count in 5's. Please press on the link bellow then choose Year 1 after choose the Term-Spring and finally press on the corresponding lesson. The title of the lesson is in the learning intention.</p> <p>https://whiterosemaths.com/homelearning/year-1/</p> <p>Activity: Watch the video and complete the activity on the video representing your work on part- whole models and using ten-frames or number line.</p>
---	---	--	--	--	--	---

		models and using ten-frames or number line.	the video representing your work on part- whole models and using ten-frames or number line.			
Science	<p>What is a material?</p> <p>https://classroom.thenational.academy/lessons/what-is-a-material-74u30t?activity=video&step=1</p> <p>https://classroom.thenational.academy/lessons/what-is-a-material-74u30t?step=2&activity=worksheets</p> <p>https://classroom.thenational.academy/lessons/what-is-a-material-74u30t?activity=exit_quiz&step=3&view=1</p>	<p>What are materials made from?</p> <p>https://classroom.thenational.academy/lessons/what-are-objects-made-from-61gp8d?step=2&activity=video</p> <p>https://classroom.thenational.academy/lessons/what-are-objects-made-from-61gp8d?step=3&activity=worksheets</p> <p>https://classroom.thenational.academy/lessons/what-are-objects-made-from-61gp8d?activity=exit_quiz&step=4&view=1</p>	<p>How can I describe an object?</p> <p>https://classroom.thenational.academy/lessons/how-can-i-describe-an-object-c9h38c?step=2&activity=video</p> <p>https://classroom.thenational.academy/lessons/how-can-i-describe-an-object-c9h38c?step=3&activity=worksheets</p> <p>https://classroom.thenational.academy/lessons/how-can-i-describe-an-object-c9h38c?activity=exit_quiz&step=4&view=1</p>	<p>Which materials float and sink?</p> <p>https://classroom.thenational.academy/lessons/how-can-i-describe-an-object-c9h38c?step=2&activity=video</p> <p>https://classroom.thenational.academy/lessons/which-materials-float-and-sink-cdj66c?step=3&activity=worksheets</p> <p>https://classroom.thenational.academy/lessons/which-materials-float-and-sink-cdj66c?activity=exit_quiz&step=4&view=1</p>	<p>Which materials are absorbent?</p> <p>https://classroom.thenational.academy/lessons/which-materials-are-absorbent-6tk3er?step=2&activity=video</p> <p>https://classroom.thenational.academy/lessons/which-materials-are-absorbent-6tk3er?step=3&activity=worksheets</p> <p>https://classroom.thenational.academy/lessons/which-materials-are-absorbent-6tk3er?step=4&activity=exit_quiz</p>	<p>Which materials are best for different objects?</p> <p>https://classroom.thenational.academy/lessons/which-material-is-best-for-different-objects-60vkar?step=2&activity=video</p> <p>https://classroom.thenational.academy/lessons/which-material-is-best-for-different-objects-60vkar?step=3&activity=worksheets</p> <p>https://classroom.thenational.academy/lessons/which-material-is-best-for-different-objects-60vkar?step=4&activity=exit_quiz</p>
History	<p><u>Li: To compare two houses from different periods of time.</u></p> <p>https://www.youtube.com/watch?v=XYoZcvqWE2g</p> <p>Activity: Please compare Celtic house and your house. Which one is older/newer? Why do you think this? How do we know this?</p>	<p><u>Li: To sequence 4 different types of houses from different periods of time.</u></p> <p>https://www.youtube.com/watch?v=XYoZcvqWE2g</p> <p>https://www.youtube.com/watch?v=n09vrVfl168 https://www.youtube.com/watch?v=b-Sup5_Se8E</p>	<p>Li: To use stories to distinguish between fact and fiction.</p> <p>https://www.youtube.com/watch?v=j6rCMToss_k</p> <p>Activity: Read\watch the story of the Celtic child and how they lived in their homes – children to act out scenes from the story.</p>	<p>Li: To recognise facts about how Celts lived in their houses.</p> <p>https://www.youtube.com/watch?v=j6rCMToss_k</p> <p>https://www.youtube.com/watch?v=XYoZcvqWE2g</p> <p>Activity: Please, draw a picture and write some facts about Celts and how they lived in their houses.</p>	<p>Li: To order house building materials from the times on our timeline.</p> <p>https://www.youtube.com/watch?v=XYoZcvqWE2g</p> <p>https://www.youtube.com/watch?v=n09vrVfl168 https://www.youtube.com/watch?v=b-Sup5_Se8E</p>	<p>Li: To find answers to simple questions about the past from sources of information e.g. artefacts.</p> <p>Activity: Please use ICT link/non-fiction books/ fact sheets/ videos to research homes (Celtic, Anglo- Saxon, Tudor, Victorian) from the other time periods.</p>

		<p>Victorian Houses.</p> <p>Materials used: Brick Stone slate</p>  <p>Activity: Please, create a timeline and order the houses in the correct time periods.</p> <p>History.</p> <p>Activity: Let's see if we can order the houses in the correct time periods.</p> <ul style="list-style-type: none"> Now draw/stick and label each house on your timeline starting from the oldest to the newest.  <p>History.</p> <p>Now let's see if you were right:</p> <p>Celtic Saxon Tudor Victorian</p> 			<p>https://www.youtube.com/watch?v=F277U3COqBc</p> <p>Activity: Please answer to the following questions: Why were the materials used? How were the houses made? How are they different to houses now?</p>	<p>All research to be collected and recorded ready to support our fact files next term.</p>
<p>Computing</p>	<p>Li: To use a variety of tools to create and manipulate an image.</p> <p>Lesson 1: How can we paint using computers?</p> <p>Year 1 – Creating media – Digital painting</p>  <p>Activity: Please, go through the instructions on the attached link and create a house.</p>	<p>Li: To add graphics and to communicate my ideas.</p> <p>Lesson 2: Using shapes and lines</p> <p>Year 1 – Creating media – Digital painting</p>  <p>Activity: Please, go through the instructions on the attached link and complete the activity.</p>	<p>Li: To make careful choices when painting a digital picture:</p> <p>Begin by children creating a picture of Paul Klee's Sun and Castle using pencil and paper before trying to recreate it digitally.</p> <p>Castle and the Sun: https://www.youtube.com/watch?v=lvfnesiV_cg</p> <p>https://teachcomputing.org/curriculum/key-stage-1/creating-media-digital-painting/lesson-3-making-careful-choices</p>	<p>Li: To explain why I chose the tools I used:</p> <p>Looking at paint tools and selecting the best tools to create a digital painting in the style of Paul Klee – Castle and the Sun</p> <p>Using shapes and colours – children begin to create a digital image of Paul Klee's Castle and the Sun.</p> <p>https://teachcomputing.org/curriculum/key-stage-1/creating-media-digital-painting/lesson-4-why-did-i-choose-that</p>	<p>Li: To use a computer on my own to paint a picture:</p> <p>Children continue to select appropriate shapes and colours to complete the Paul Klee interpretation.</p> <p>https://teachcomputing.org/curriculum/key-stage-1/creating-media-digital-painting/lesson-5-painting-all-by-myself</p> <p>Activity: Please, go through the instructions on the attached link and complete the activity.</p>	<p>To compare painting a picture on a computer and on paper:</p> <p>Look at the picture drawn by pencil and the digital picture and make a comparison.</p> <p>https://teachcomputing.org/curriculum/key-stage-1/creating-media-digital-painting/lesson-6-comparing-computer-art-and-painting</p> <p>Activity: Please, go through the instructions on the attached link and complete the activity.</p>

			Activity: Please, go through the instructions on the attached link and complete the activity.	Activity: Please, go through the instructions on the attached link and complete the activity.		
RE	<p>Christianity: Jesus as a friend</p> <p>Tell a story of being left out or tell the story about someone feeling left out or not included e.g. 'Say Hello' by Jack and Michael Foreman.</p> <p>https://www.youtube.com/watch?v=hbB7RS47VE0</p>	<p>Christianity: Jesus as a friend</p> <p>Share Bible stories with children; use Children's Bible or animated versions e.g: <i>Story of Zacchaeus (Luke 19:1-9): Jesus showing friendship to someone who was isolated and unpopular.</i></p> <p>Draw a picture of your friend and list the qualities of that friend. Nice Kind Helpful</p> <p>https://www.bbc.co.uk/bitesize/clips/zj4wmp3</p>	<p>Christianity: Jesus as a friend</p> <p>Share Bible stories with children; use Children's Bible or animated versions e.g: <i>Stilling the Storm (Luke 8: 22-25) Jesus taking care of His friends during a dangerous time.</i></p> <p>Recap the main points of the story and how Jesus was a good friend. Write a sentence to say how Jesus was a good friend. Use the sentence – Jesus was a good friend because</p> <p>https://www.youtube.com/watch?v=uYLHqdsO9OY</p>	<p>Christianity: Jesus as a friend</p> <p>Share Bible stories with children; use Children's Bible or animated versions e.g: <i>Mary, Martha and Lazarus (Luke 10: 38-41) Jesus spending time with His friends at their home.</i></p> <p>Think of games that you enjoy playing with your friends. Make a list of your favourite games.</p> <p>https://www.youtube.com/watch?v=C91ygWW2u0U</p>	<p>Christianity: Jesus as a friend</p> <p>Draw together the three Bible stories about Jesus showing friendship. In groups.</p> <p>Draw a picture of your favourite story and explain why it is your favourite.</p> <p>https://www.bbc.co.uk/bitesize/clips/z89jxnb</p>	<p>Christianity: Jesus as a friend</p> <p>Children make friendship bracelets for their friends</p> <p>https://www.twinkl.co.uk/resource/t-c-255091-how-to-make-a-friendship-bracelet-activity-sheet</p>
Geography	<p>https://classroom.thenational.academy/lessons/what-is-the-united-kingdom-71k32c?activity=video&step=1</p> <p>https://classroom.thenational.academy/lessons/what-is-the-united-kingdom-71k32c?activity=exit_quiz&step=2&view=1</p>	<p>Name, locate and identify characteristics of the four countries of the United Kingdom. Draw and label a map.</p> <p>https://classroom.thenational.academy/lessons/what-is-the-united-kingdom-71k32c?activity=video&step=1</p>	<p>https://classroom.thenational.academy/lessons/what-is-a-continent-c9k32d?activity=video&step=1</p> <p>https://classroom.thenational.academy/lessons/what-is-a-continent-c9k32d?activity=exit_quiz&step=2&view=1</p>	<p>Use picture maps and globes to find the seven continents. Draw and label the map.</p> <p>https://classroom.thenational.academy/lessons/what-is-a-continent-c9k32d?activity=video&step=1</p>	<p>Compare both continents. Use relative vocabulary (e.g. bigger/ smaller, like/ dislike).</p> <p>https://classroom.thenational.academy/lessons/what-is-africa-like-cmv38c?step=2&activity=video</p> <p>https://classroom.thenational.academy/lessons/what-is-antarctica-like-65j3ge?step=2&activity=video</p>	<p>Compare both continents. Use relative vocabulary (e.g. bigger/ smaller, like/ dislike).</p> <p>https://classroom.thenational.academy/lessons/what-is-antarctica-like-65j3ge?step=2&activity=video</p> <p>https://classroom.thenational.academy/lessons/what-is-antarctica-like-65j3ge?step=2&activity=video</p>

					what-is-africa-like-cmv38c?step=3&activity=worksheet https://classroom.thenational.academy/lessons/what-is-antarctica-like-65j3ge?step=4&activity=exit_quiz https://classroom.thenational.academy/lessons/what-is-africa-like-cmv38c?step=2&activity=video	65j3ge?step=3&activity=worksheet https://classroom.thenational.academy/lessons/what-is-antarctica-like-65j3ge?step=4&activity=exit_quiz https://classroom.thenational.academy/lessons/what-is-africa-like-cmv38c?step=2&activity=video
PE	<p>KS1 PE Challenges</p> <p>https://greenacreademytrust-my.sharepoint.com/:f:/g/personal/jsimmonds22_sflt_org_uk/Epcl9VQuXKhIqGMhQxP7P5gB_RvmA5R1ItfOW_QSrligRQ?e=29XxoU</p>	<p>KS1 PE Challenges</p> <p>https://greenacreademytrust-my.sharepoint.com/:f:/g/personal/jsimmonds22_sflt_org_uk/Epcl9VQuXKhIqGMhQxP7P5gB_RvmA5R1ItfOW_QSrligRQ?e=29XxoU</p>	<p>KS1 PE Challenges</p> <p>https://greenacreademytrust-my.sharepoint.com/:f:/g/personal/jsimmonds22_sflt_org_uk/Epcl9VQuXKhIqGMhQxP7P5gB_RvmA5R1ItfOW_QSrligRQ?e=29XxoU</p>	<p>KS1 PE Challenges</p> <p>https://greenacreademytrust-my.sharepoint.com/:f:/g/personal/jsimmonds22_sflt_org_uk/Epcl9VQuXKhIqGMhQxP7P5gB_RvmA5R1ItfOW_QSrligRQ?e=29XxoU</p>	<p>KS1 PE Challenges</p> <p>https://greenacreademytrust-my.sharepoint.com/:f:/g/personal/jsimmonds22_sflt_org_uk/Epcl9VQuXKhIqGMhQxP7P5gB_RvmA5R1ItfOW_QSrligRQ?e=29XxoU</p>	<p>KS1 PE Challenges</p> <p>https://greenacreademytrust-my.sharepoint.com/:f:/g/personal/jsimmonds22_sflt_org_uk/Epcl9VQuXKhIqGMhQxP7P5gB_RvmA5R1ItfOW_QSrligRQ?e=29XxoU</p>
DT	<p>Li: To create a standing structure with limited materials.</p> <p>Activity: Problem solving task-</p> <p>How can we make a standing still structure with limited materials? Make it using paper. You can use an idea from the video or come up with your own one. Be creative!</p>	<p>Li: To evaluate your house from the last week.</p> <p>Write the list of the things that went well and what could be better.</p> <p>Could you use a different materials next time?</p>	<p>Li: To design a new house based on your evaluation from the last week.</p> <p>Activity: Use different 2D shapes. Use a ruler and scissors. You can use an idea from the video or come up with your own one. Be creative!</p> <p>https://www.youtube.com/watch?v=YGLUqil1RzE</p>	<p>Li: To evaluate your house from the last week.</p> <p>Look at the shapes in different buildings.</p> <p>Write the list of the things that went well and what could be better.</p>	<p>Li: To evaluate & Improve initial designs.</p> <p>Design a new house based on your evaluation from the last week.</p> <p>https://www.youtube.com/watch?v=mBHJtWbsiaA</p>	<p>Evaluate your houses and see what worked and what didn't work.</p> <p>Which house was the strongest and why.</p> <p>Write little statement about the strongest house.</p>

	https://www.youtube.com/watch?v=xghC-JgLZdY			https://www.youtube.com/watch?v=i4im5AI_t4c		
MFL French	<p>Li: To learn greetings in French. Greetings: Hello Friends My Name is.... How are you? What old are you? Goodbye. Activity: Please, learn the greetings from the video and practice with an adult. https://www.youtube.com/watch?v=NXkJ88ygPY0</p>	<p>Li: To learn Numbers in French. Activity: Please, learn and practice the numbers in French. French counting song https://www.bbc.co.uk/bitesize/clips/zrdg9j6</p>	<p>Li: To learn Days of the week in French. Activity: Please, learn and practice the Days of the week in French. https://www.youtube.com/watch?v=eA5jSbKd5cM&list=LLhDSzJGJok9Y2OSQLFqYJTg&index=700</p>	<p>Li: To learn names of French shops, food and drinks. Activity: Please watch the video bellow and draw a picture of your favourite part. https://www.bbc.co.uk/bitesize/clips/z2p76sg</p>	<p>Li: To learn French song: Frère Jacques. Activity: Please watch the video and learn the song. https://www.youtube.com/watch?v=bxSArKwwQ30</p>	<p>Li: To learn French story: the Hare and the Tortoise. Activity: Please watch the video bellow and draw a picture of your favourite part. French: https://www.bbc.co.uk/bitesize/clips/z7tjimp3 English version: https://www.youtube.com/watch?v=SUngezUtFr7Q</p>
PSHE	<p>Relationships: All About Me. Li: To learning about yourself and what makes you special. https://classroom.thenational.academy/lessons/all-about-me-c5h68d <u>Activity: Please follow instructions and activities on the video.</u></p>	<p>Relationships: One big Family. Li: To explore how we are similar and how we are different. https://classroom.thenational.academy/lessons/one-big-family-cthp2c <u>Activity: Please follow instructions and activities on the video.</u></p>	<p>Relationships: My Hobbies https://classroom.thenational.academy/lessons/my-hobbies-74vkcd <u>Activity: Please follow instructions and activities on the video.</u></p>	<p>Relationships: Team Player Li: To explore our differences in more detail. https://classroom.thenational.academy/lessons/team-player-6mrpcd <u>Activity: Please follow instructions and activities on the video.</u></p>	<p>Relationships: Community Care. Li: To explore what it feels like to belong to a group. https://classroom.thenational.academy/lessons/community-care-c9gp6t <u>Activity: Please follow instructions and activities on the video.</u></p>	<p>Relationships: Belonging. Li: To explore the idea of team identity and the uplifting feelings that come with belonging to a team. https://classroom.thenational.academy/lessons/belonging-64wk8c <u>Activity: Please follow instructions and activities on the video.</u></p>
Music	<p>Understanding pulse https://classroom.thenational.academy/lessons/understanding-pulse-cdk38c</p>	<p>Creating simple patterns https://classroom.thenational.academy/lessons/creating-simple-patterns</p>	<p>Understanding how sound is represented by symbols https://classroom.thenational.academy/lessons/understanding-how-sound-is-represented-by-symbols</p>	<p>Physicalising pulse in different ways https://classroom.thenational.academy/lessons/physicalising-pulse-in-different-ways</p>	<p>Maintaining pulse and finding the strong beats https://classroom.thenational.academy/lessons/maintaining-pulse-and-finding-the-strong-beats</p>	<p>Identifying tempo: Terminology</p>

		ating-simple-patterns-6rwk8d	derstanding-how-sound-is-represented-by-symbols-64w62t	sicalising-pulse-in-different-ways-crt62t	taining-pulse-and-finding-the-strong-beats-cdhp4d	https://classroom.thenational.academy/lessons/identifying-tempo-terminology-crr66r
SFL	How to stay happy & happy https://www.youtube.com/watch?v=GfYPyIEE1SQ	Chinese New Year - Respecting celebration and cultures. https://www.youtube.com/watch?v=c8ssHXZ9_qU	Road Safety https://www.youtube.com/watch?v=MTJUBz6Rps0	Keeping clean and washing hands https://www.youtube.com/watch?v=oxQXHq3jV_w	Diwlia – Respecting celebration and cultures. https://www.youtube.com/watch?v=zXIZpwCaFxl	Healthy Eating https://www.youtube.com/watch?v=BvAxc5ZSbTE